


Warning :

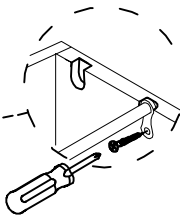
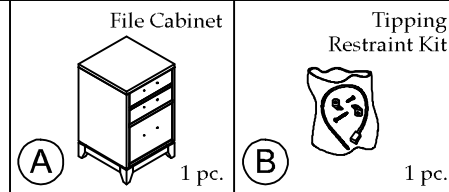
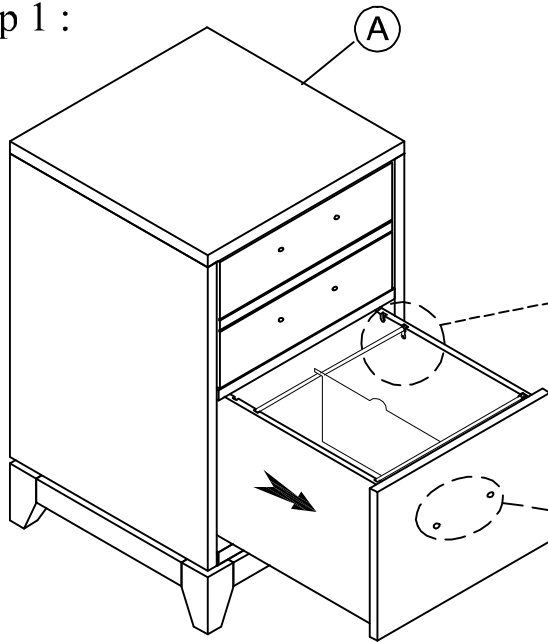
- Be sure to check all packing material carefully for small parts, which may have come loose inside the carton during shipment.
- To prevent possible scratches and damage, this furniture must be assembled on a soft surface such as a blanket or carpet.



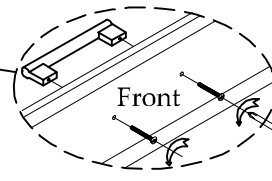
#38334
File Cabinet

Components and Hardware List

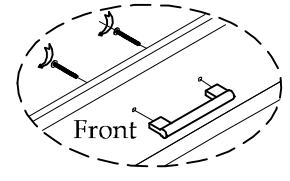
Step 1 :



Unscrew to adjust the file rod

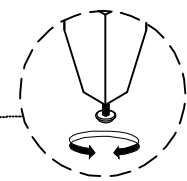



Remove Handle from inside drawer



Reattach Handle to outside of drawer

Step 2 :



Adjustable leveler 4 pcs

For product and personal safety, a Furniture Tipping Restraint kit has been included with this unit which can help to minimize the risk of the unit accidentally tipping forward, if used and properly installed per the manufacturer's instructions.